



PROJECT 11

Likes/Dislikes

Materials

- ✓ your book
- ✓ Likes/Dislikes sheet
- ✓ pencil
- ✓ crayons or markers

Steps:





1. Write two things in your book that you like.
2. Draw a picture of each.
3. Write two things in your book that you dislike.
4. Draw a picture of each.
5. Share your sheet with another student.

Likes/Dislikes Example

Name _____ Date _____

Likes/Dislikes

Book Title: Rabbit Race

 <p>I like <u>the Animal Antics Picnic.</u></p>	 <p>I like <u>Jack's new rabbit named Hoppy.</u></p>
 <p>I dislike <u>when Hoppy went down the hill in a go-cart.</u></p>	 <p>I dislike <u>it that Jack's dog Fred died.</u></p>

37