



PROJECT 31

Letter to the Author

Materials

- ✓ your book
- ✓ Letter to the Author sheet
- ✓ pencil
- ✓ crayons or markers

Steps:





1. Write a letter to the author. You might include the following in the letter:
 - your favorite part of the book
 - other things that you liked about the book
 - questions about the book
 - questions about the writing process
2. Draw a border around your letter that matches the theme of the book.

Letter to the Author Example

Name _____ Date _____

Letter to the Author



Book Title: _____







Dear Judy Blume,

I liked your book Freckle Juice.

My favorite part of the book is when Andrew drinks the freckle juice. I also liked the illustrations. I have one question about the book. What is the secret freckle remover that Miss Kelly gave to Andrew? Also, where did you get the idea for this book?

Your friend
Denzel

69

Name _____ Date _____

Letter to the Author

Book Title: _____

Dear _____,
