

Name _____ Date _____


New Ending

Book Title: _____

Author: _____


Write a new ending for the book.

Draw a picture to go with your new ending.

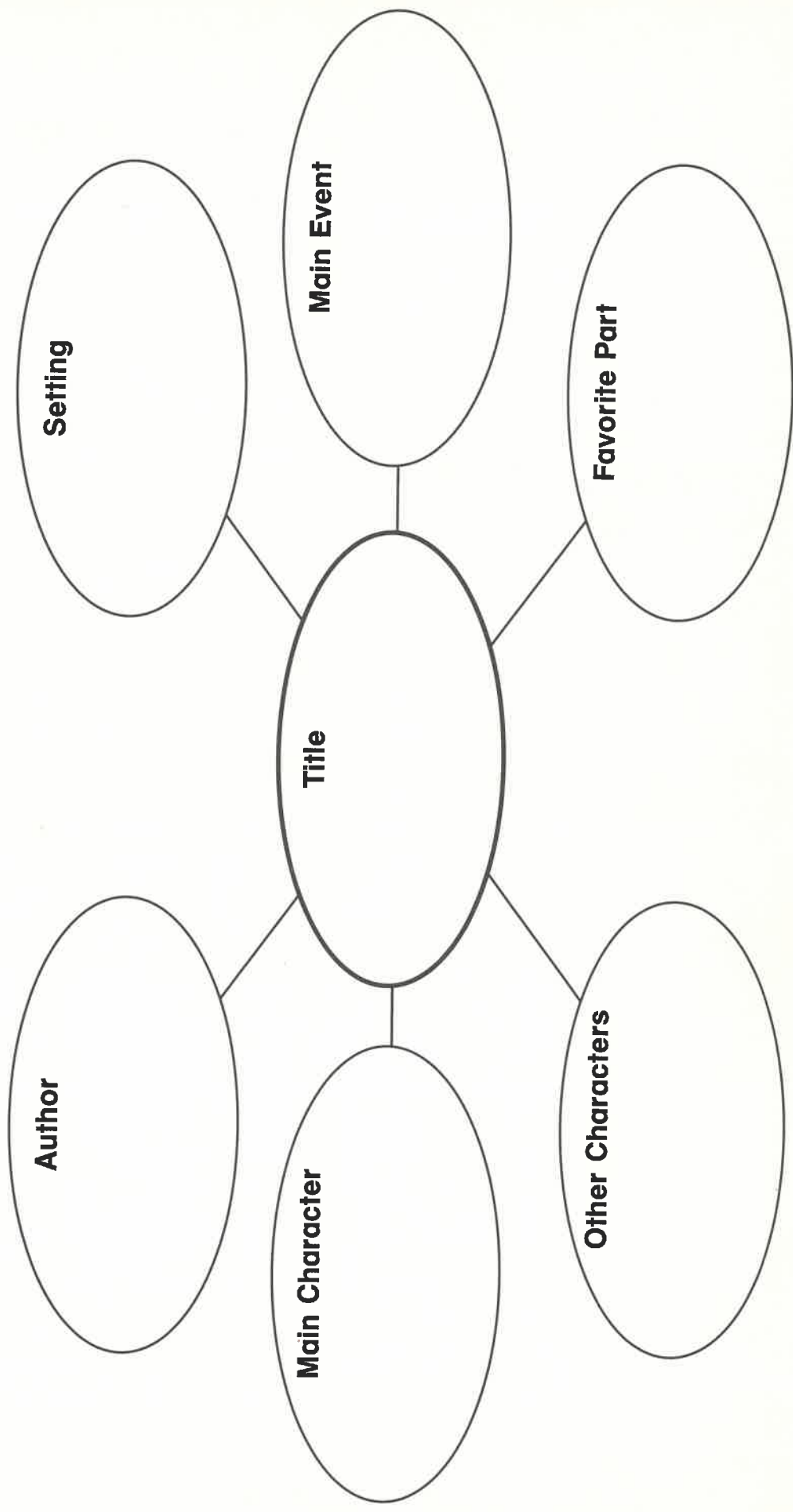


Name _____ Date _____

Book Title _____

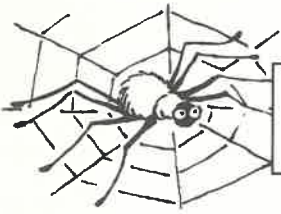


Make a Story Web



Name _____ Date _____

Book Title _____




My Book Poem

Write a poem about your book.


Here are some things you can include:

- ✓ characters
- ✓ setting
- ✓ events
- ✓ why you like the book

Share your poem with a friend.




Handwriting practice lines consisting of 10 sets of three horizontal lines (top, middle-dotted, bottom) for writing a poem.



Name _____ Date _____


Book Title _____




Look Who's Talking

In each speech balloon, write an important quotation from a character in your book. Draw the character who says each one.

Quotation




Character:



Character:

Quotation

Quotation




Character:

Level 8

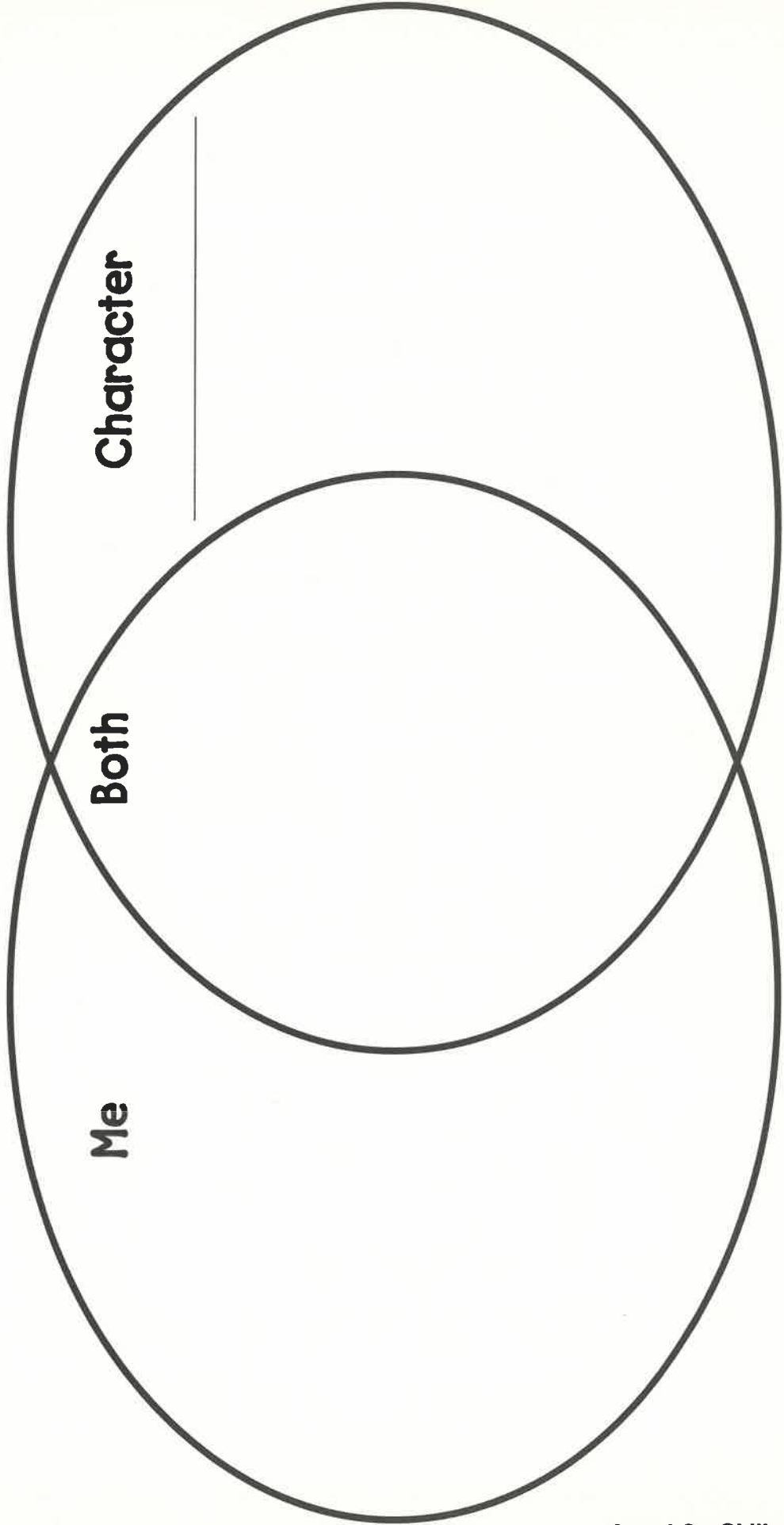
Name _____ Date _____


Book Title _____



Compare Yourself to a Character

How are you like a character in your book? Fill in the Venn diagram to show how you are similar and different.





Picture Dictionary

Choose 5 words from your book.
Write each word on one page of the
mini-book below.

Draw a picture to show the word's meaning.

Cut out the dictionary pages.
Arrange the pages in ABC order.
Staple them together to make a book.



| | |
|-------------------------------|--|
| | |
| | |
| <p>Picture Dictionary</p> | |

